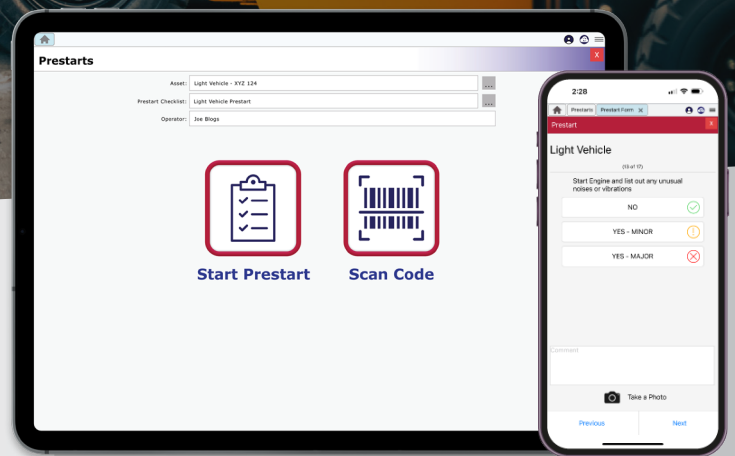


PRESTARTS

INTRODUCING PRESTART CHECKS ON YOUR SMARTPHONE OR TABLET!

An all-in-one digital platform providing a simple and effective tool to capture all Prestart checks and monitor all maintenance work.




PERFORM ELECTRONIC PRESTARTS IN REAL-TIME

Your operators can now run through a series of checks that reinforces safe operation but also identifies any faults to be corrected. Instantly create Maintenance Requests or Work Orders in MEX to allow the maintenance team to rectify identified issues.



IMPROVE SAFETY



GO DIGITAL



CAPTURE IMAGES



REQUEST MAINTENANCE

\$3,290
20 USERS

FIND OUT MORE



PRESTARTS FAQs

Is Mex Prestarts An Additional Module That I Will Need To Purchase?


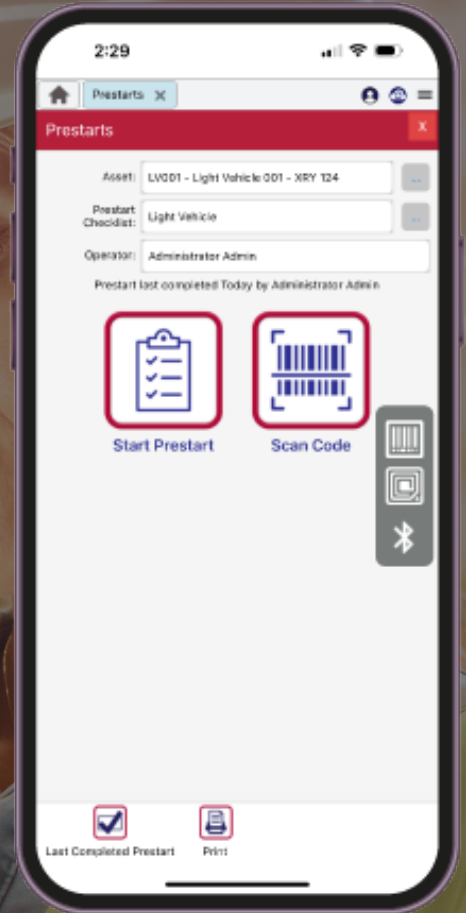
No, Prestarts has been included as a Side Module of the MEX Maintenance Software. The Prestart specific user licensing however will need to be purchased to allow your operators to carry out the checks.

How Do Prestart Specific Users Work?

Prestart specific users can only use the MEX App and are limited to just the Prestarts module. Although a normal MEX user can also use Prestarts in main MEX, having Prestart only users saves your MEX concurrent licenses for your maintenance users.

How Much Do Prestart Licenses Cost?

Prestart licenses are sold in packs of 20 users priced at **\$3,290 incl GST**. If you are after more licenses or have questions about this licensing model, please contact our sales team at sales@mex.com.au.



I Don't See Prestarts In My System, How Do I Get Access To It?

You will need to be on the latest build of MEX released in June 2021 to be able to use the new MEX Prestarts. Once you have upgraded to the latest build, you will need to add the module for access through your Side Modules.

To do this:

- Click the Hamburger menu to the top right-hand side of the screen
- Click Options in the resulting menu
- Click the Side Modules Tab
- Select Prestarts in All Side Modules and click the -> button to add it to your current Side Modules
- Restart MEX and Prestarts will now appear in your Main Menu's side modules

Do Prestarts work hand in hand with MEX Work Orders? Or are they independent?

All prestarts are independent checks that are assigned to specific assets. These prestart checks can then be set up to identify faults and create Maintenance Requests or Work Orders so that the issue can be rectified.

How do I create a Prestart in MEX?

Creating a Prestart in MEX is easy. Just make sure you have your questions all listed out. Then work through the create Prestart option in the MEX Control Files to set up your answers and the questions that will be displayed to the operator.

Check out this video to see how easy it is to create and use a prestart in MEX:

[CREATING A PRESTART IN MEX](#)

How many pictures can an operator add to a prestart?

Each question in a Prestarts allows an operator to take a picture. They may add as many as they need to make their case.

Prestart

Light Vehicle

(2 of 17)

Check Tyres are at correct pressure and are not excessively worn or damaged

OK

WORN/DAMAGED

I can see that both front tyres are worn on the inside.

Take a Photo

Previous Next

EASILY FIND ASSETS WITH A SIMPLE SCAN



Do Prestarts Work With Qr Codes?

Yes, they do, along with Barcodes. Both the QR and Barcode labels can be printed from MEX Reports, or you can print an Individual Asset's QR Code from directly inside the Asset's Details.



How many Prestarts can I assign to each Asset?

Initially one. For any asset to have a prestart carried out on it, a Prestart checklist will need to be assigned to the Asset's details in the Asset Register. This allows the asset to be selected in the Prestarts module. Another checklist can be selected against the asset when an operator is looking to carry out a check.